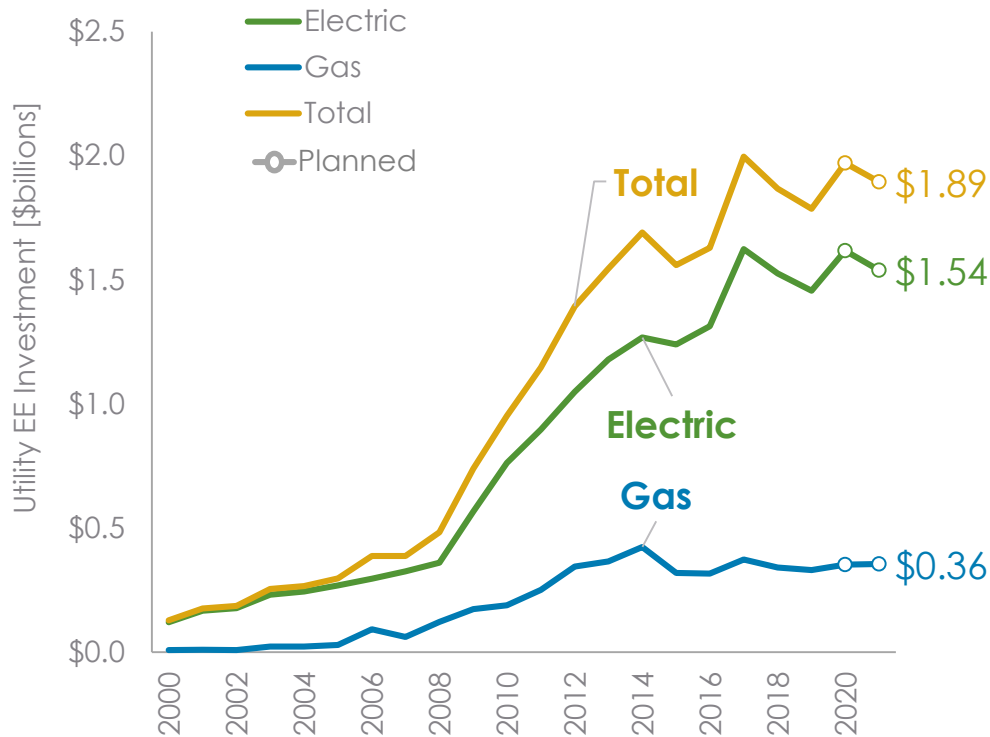


# Energy Efficiency Investment & Policies in the Midwest

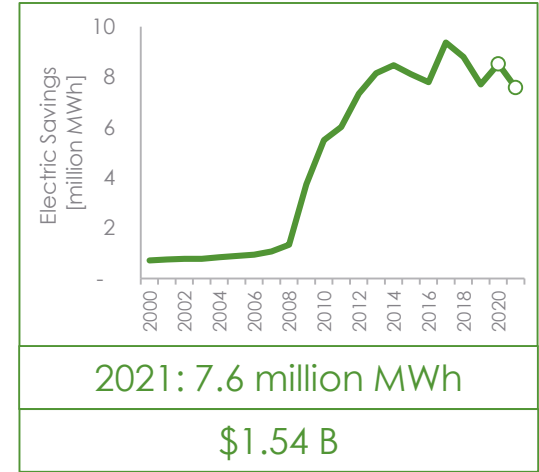
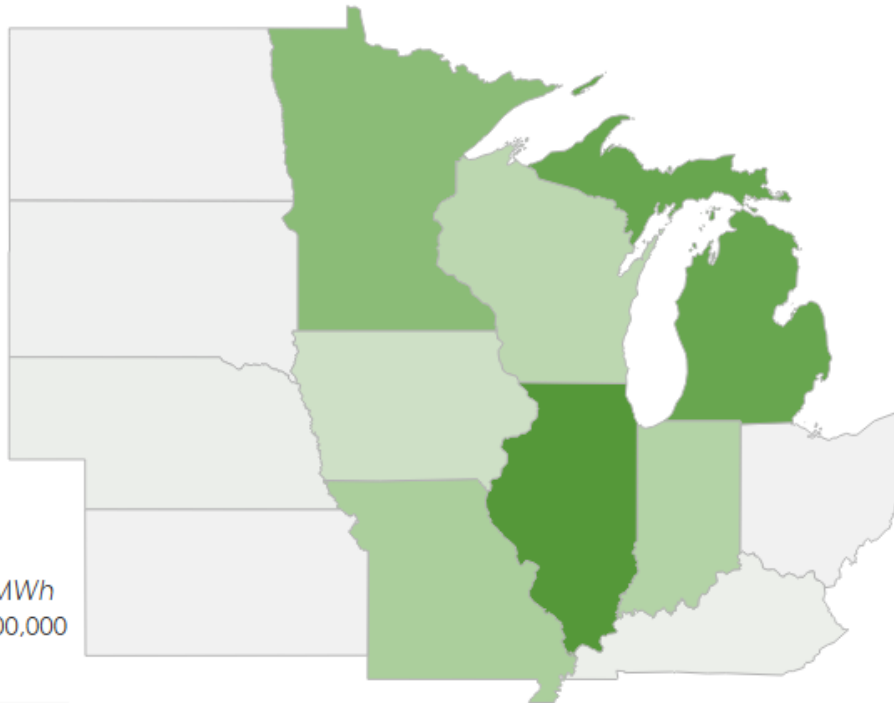


1983	MN	Pilot legislation
1990	IA	Initial legislation
1991	MN	CIP requirement adopted
1996	IA	Legislation updated
1999	WI	Public Benefit Fund adopted (electric & gas)
2007	IL	EERS legislation adopted (electric)
2007	MN	EERS legislation adopted (electric & gas)
2008	MI	EERS legislation adopted (electric & gas)
2008	OH	EERS legislation adopted (electric)
2008	IA	EE mandated by Executive Order (electric & gas)
2009	IL	EERS legislation adopted (gas)
2009	IN	EERS implemented by regulatory order
2009	MO	Voluntary EE standard legislation adopted (electric)
2010	WI	EERS implemented by regulatory order
2011	WI	EERS adjusted by legislation
2014	IN	EERS overturned by legislation
2014	OH	EERS 'frozen' by legislation
2016	IL	EERS Updated by legislation
2016	MI	EERS amended, PSC authority increased
2016	OH	EERS freeze extension vetoed, EERS restored
2018	IA	EERS reduced by legislation
2019	OH	EERS overturned by legislation

TIMELINE OF ENERGY EFFICIENCY POLICIES IN THE MIDWEST

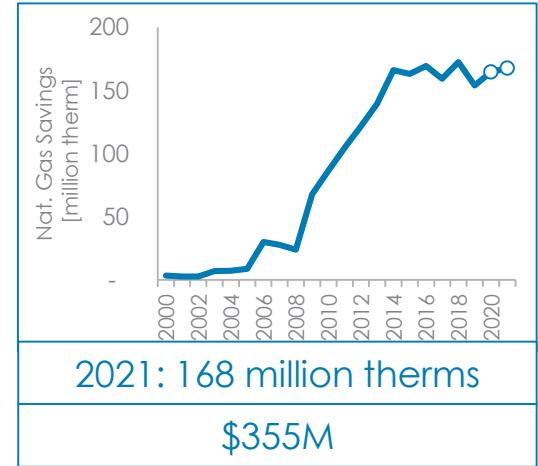
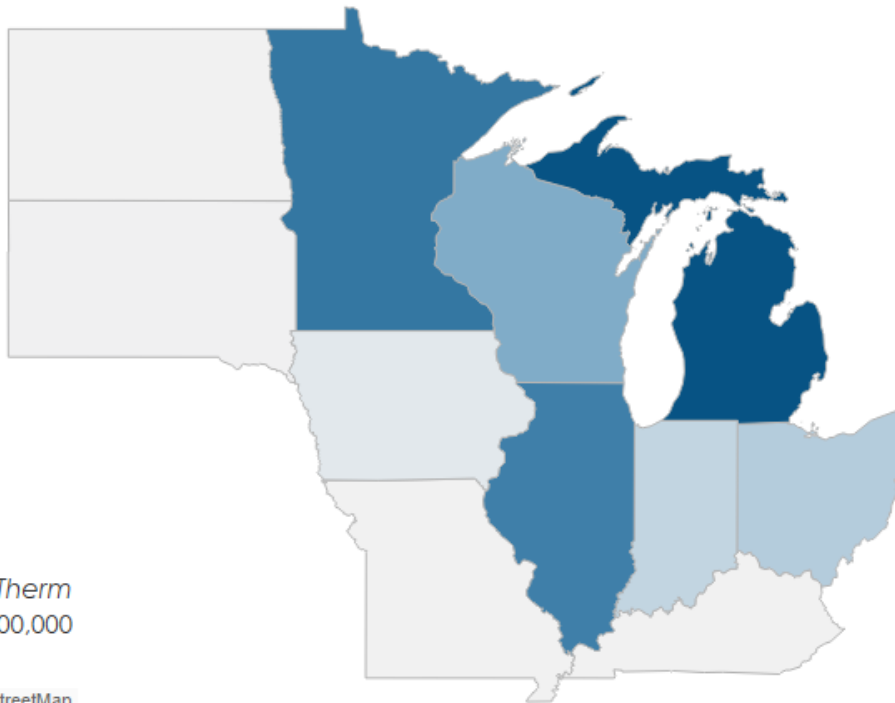
# 2021 Midwest Efficiency Savings

## Electric



# 2021 Midwest Efficiency Savings

## Natural Gas

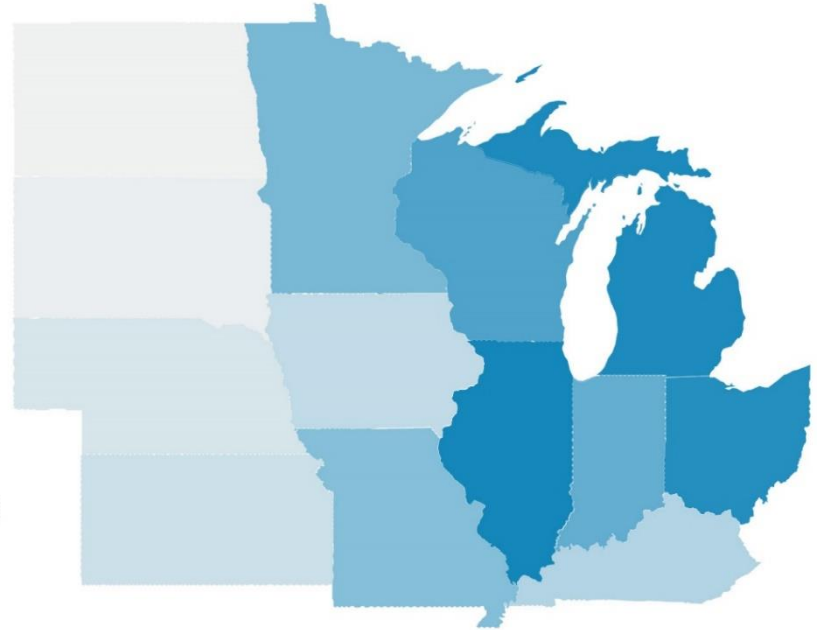


# Midwest Energy Efficiency Jobs



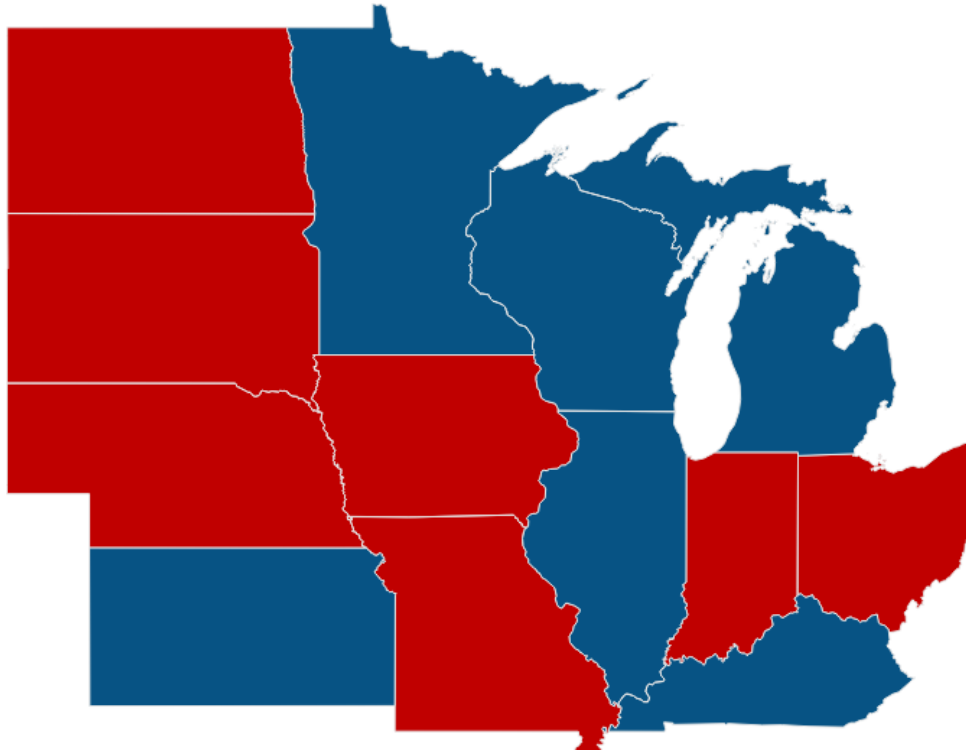
**489,803**

**Energy Efficiency Jobs  
(as of December 2020)**



# Midwest Political Makeup 2021

*Midwestern Governors*



Party

■ Democrat

■ Republican

# Midwest Political Makeup 2021

## Party Majorities

State	Senate		House		Trifecta with Governor
	D	R	D	R	Party
Illinois	18	41	72	46	Democrat
Indiana	11	39	29	71	Republican
Iowa	18	32	53	59	Republican
Kansas	11	29	40	85	Republican
Kentucky	8	30	25	75	--
Michigan	52	58	16	22	--
Minnesota	32	34*	70	64	--
Missouri	49	114	10	24	Republican
Nebraska	Unicameral/Nonpartisan; (39-17)				--
North Dakota	14	80	7	40	Republican
Ohio	35	64	8	25	Republican
South Dakota	8	62	3	32	Republican
Wisconsin	39	60	12	21	--

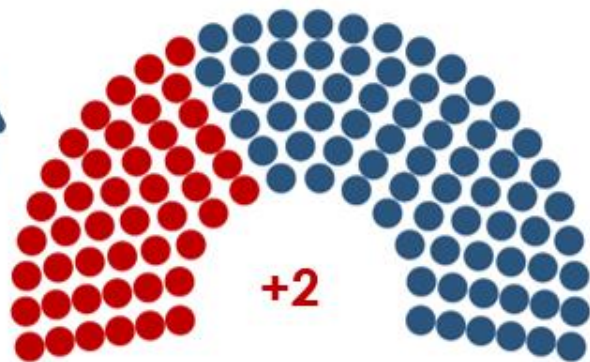
\*MN has two independent senators that will caucus with the Republicans

# State Election Results

*IL State Legislature*



## House



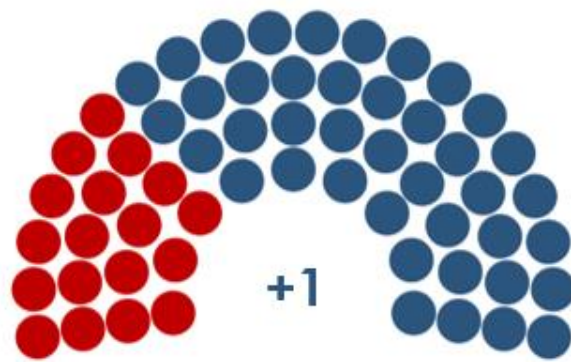
party

● Republican  
● Democrat

pre-election post-election seat change

44 46 +2  
74 72 -2

## Senate



party

● Republican  
● Democrat

pre-election post-election seat change

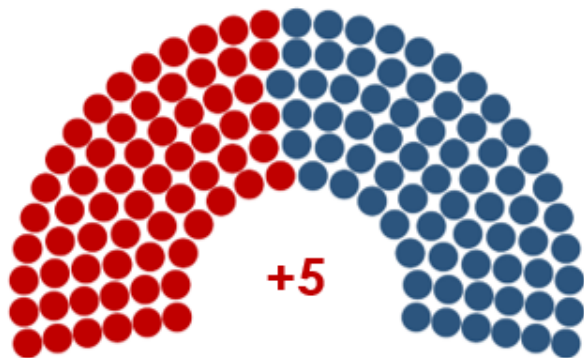
18 19 +1  
29 28 -1

- **D Supermajorities** maintained in both chambers
- Speaker of the House could be replaced after 35 years

# State Election Results

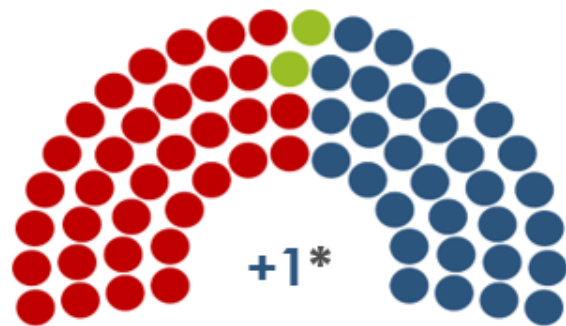
## MN State Legislature

### House



party	pre-election	post-election	Seat change
● Republican	59	64	+5
● Democrat	75	70	-5

### Senate



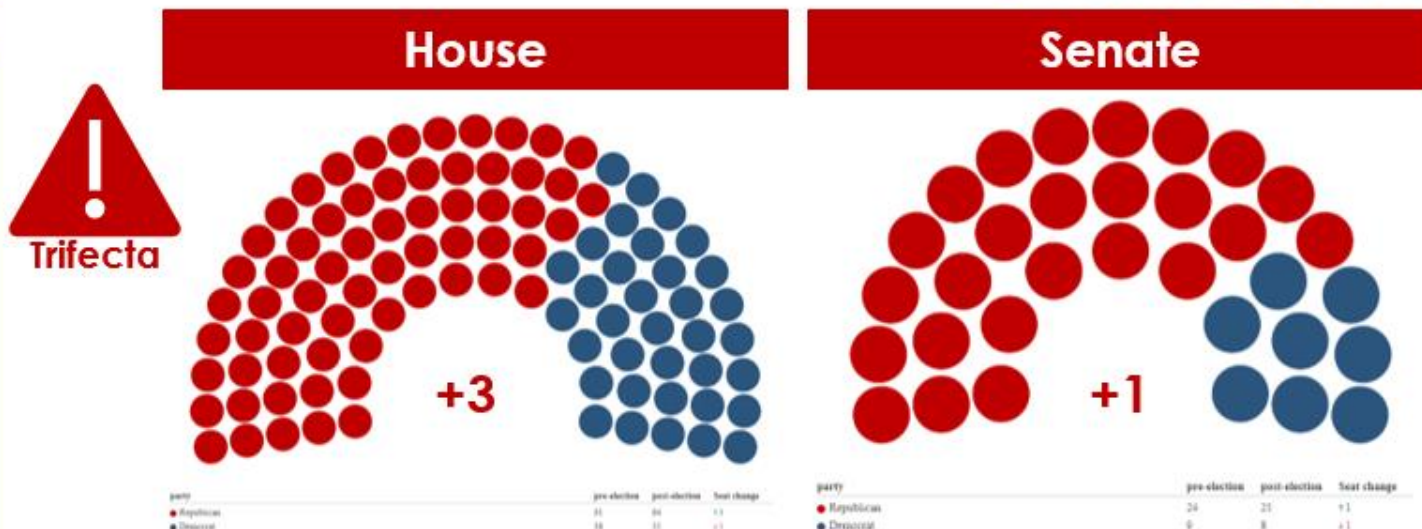
party	pre-election	post-election	Seat change
● Republican	35	34	-1
● Other		2	+2
● Democrat	32	31	-1

- No Supermajorities, legislature remains split
- \*2 **D** Senators left DFL caucus to form an independent caucus after re-election in 2020



# State Election Results

*OH State Legislature*

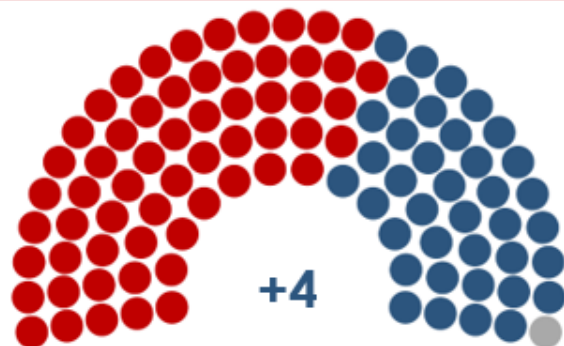


- **R Supermajorities** maintained in both chambers
- All HB 6 “Yes” voters were re-elected

# State Election Results

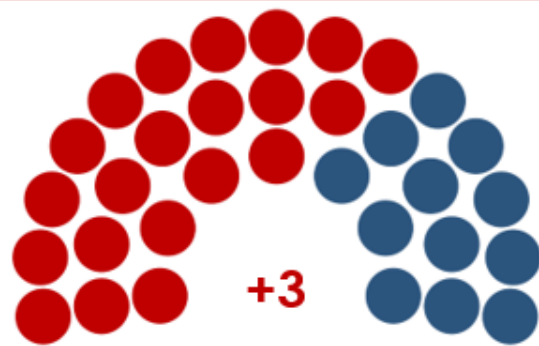
## WI State Legislature

### Assembly



party	pre-election	post-election	Seat change
● Republican	45	40	-5
● Democrat	34	38	+4
● Vacant	2	1	-1

### Senate



party	pre-election	post-election	Seat change
● Republican	18	21	+3
● Democrat	13	12	-1
● Vacant	2	0	-2

- No Supermajorities, **R** maintain control of both chambers
- 1 **R** resigned from Assembly post-election