


At the Local Level: Dane County, Wisconsin

Midwest Energy Solutions
February 18, 2021



Kathy Kuntz, Director

Yale Climate Opinion Maps 2020

By Jennifer Marlon, Peter Howe, Matteo Mildenberger, Anthony Laisserowitz and Xinran Wang
Filed under: Behaviors & Actions, Policy & Politics and Beliefs & Attitudes

Opinion Maps

About

Methodology

Survey Questions

Data Download

FAQ

These maps show how Americans' climate change beliefs, risk perceptions, and policy support vary at the state, congressional district, metro area, and county levels.

Estimated % of adults who are worried about global warming (63%), 2020

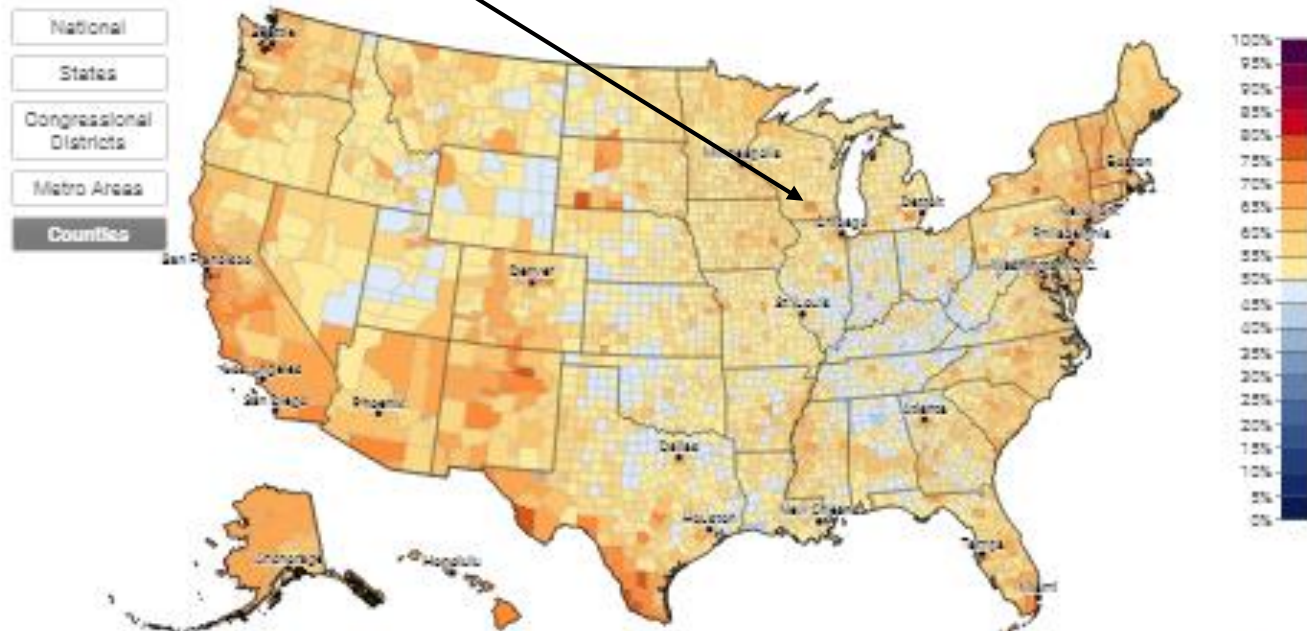
Select Question: Worried about global warming

Absolute Value

Click on map to select geography, or:

Select a State

Select a County



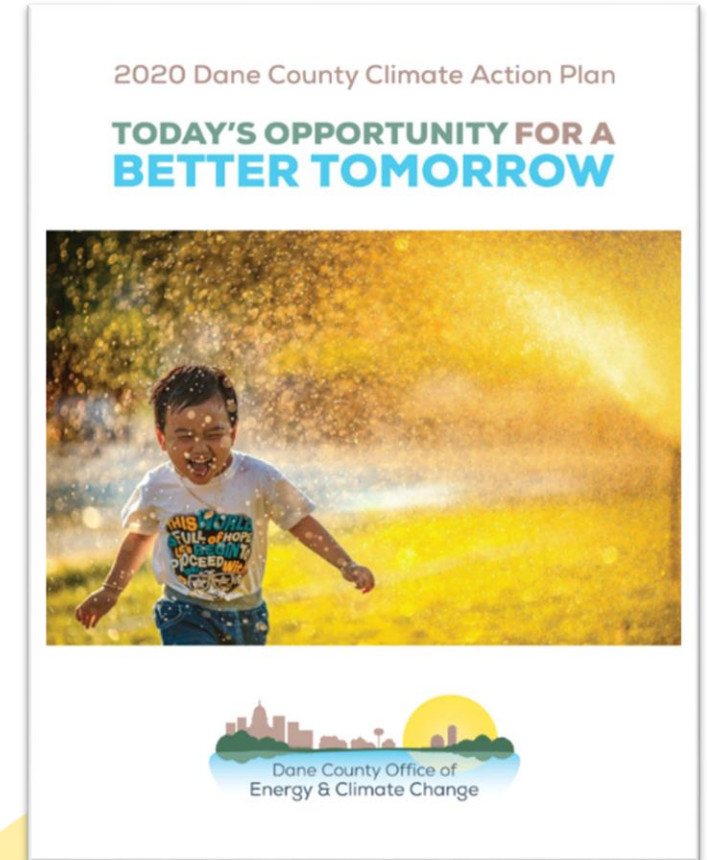
Dane County, WI

- State capital (Madison)
- UW- Madison, Big 10 university
- 550K residents
- Fastest growing county in Wisconsin
- 55k cows (mostly dairy)
- 3 IOUs plus munis and coops
- Resource rich, progressively minded
- 70% worry about global warming (Wisconsin 52%; US 62%)
- Significant racial disparities

- 2012: Greening county ops
- 2017: Office of Energy & Climate Change
Council on Climate Change
- 2020: Climate Action Plan
- 2023: 100% clean electricity county ops
- 2030: Cut countywide emissions 50%

It's the Smart Thing to Do

- Leveraging our internal examples
 - Saving \$140k/year on the airport solar project
 - RNG snowplows pollute less and cost less to use
- Celebrating local leadership
 - Climate Champions
 - Clean Energy Map
- Showcasing ALL the benefits
 - Solar projects create jobs during pandemic
 - Climate commitments attract industry, young people
 - Dairy digesters reduce phosphorous in lakes



Mobilizing Local Governments

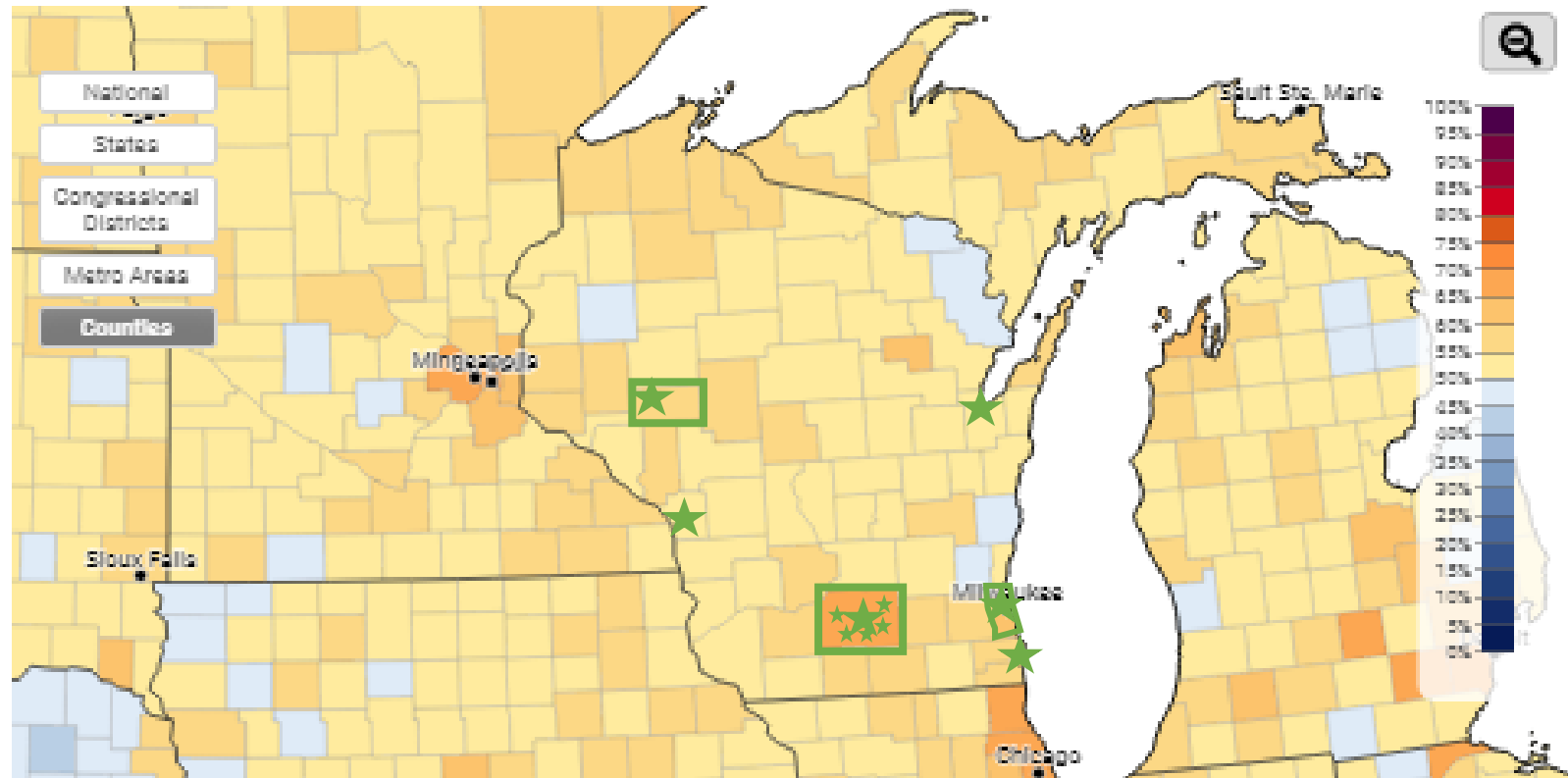
- Facilitate collaboration
 - Cross-community planning
 - Sharing successes, strategies
- Celebrate leadership
- Address / remove barriers



Estimated % of adults who think Congress should do more to address global warming (60%), 2020

Select Question:

Click on map to select geography, or:



Cities & Counties
with Ambitious
Climate or Clean
Energy Goals

1 in 3
residents

UCSB
UNIVERSITY OF CALIFORNIA
SANTA BARBARA

UNIVERSITY OF
Climate Change
Communication

Utah State
University

United States

20%

60%

18%

More

Less

WI Local Governments Are Getting It Done

- Genuine commitment to results
- Citizens are pushing for more, faster
 - Equity and climate action
- We need more partners, data and autonomy
 - Increased collaboration on these issues



Thanks!

Kathy Kuntz

Kuntz.Kathryn@countyofdane.com

DaneClimateAction.org

